



## 1 Connect



### Welcome to the Internet of Getting Things Done

Digi provides M2M connectivity for industries where things don't come easily. Where operations are spread over vast areas or involve complex, even hazardous, processes. No matter where your M2M products and systems go to work, Digi helps ensure that they are relentlessly reliable and secure. Every device. Every connection. Everywhere.

**CONNECT WITH CONFIDENCE.**

### Digi TransPort LR54 Product Benefits

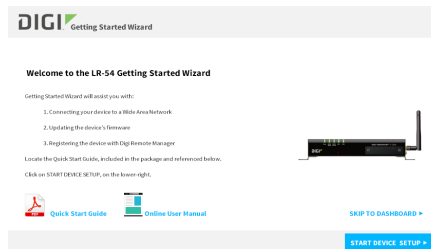
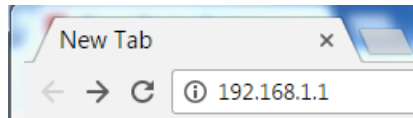
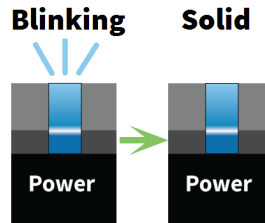
- High speed CAT6 LTE
- Powerful 802.11ac Wi-Fi
- 4-port Gigabit Ethernet
- Automated fail-over/fail-back
- Extended operating temperature
- Global deployment support

For more product information, go to [www.digi.com/lr54](http://www.digi.com/lr54) or scan the following QR code.



## 2 Configure

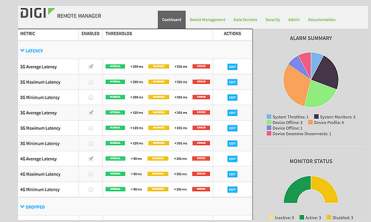
1. Wait for the **Power** LED to stop blinking.
  - HTTP and HTTPS are supported.
2. Open a browser and go to **192.168.1.1**
  - Username: **admin**
  - Password: See **Password** on the bottom of the device.
3. Note the default username and password for the Digi device, for use in the next step.
4. Run the Getting Started Wizard.



## MANAGE DEVICES REMOTELY

### Digi Remote Manager

Digi Remote Manager provides an efficient, cost-effective way to remotely monitor and manage your devices. Perform remote configuration and troubleshooting of your Digi TransPort intelligent routers over 3G/4G LTE, while meeting your security requirements and enjoying greater reliability. Contact us for a free trial.



### Digi Services and Support

You can purchase with confidence knowing that Digi is always available to serve you with expert technical support. For information on Technical Support plans and pricing, contact us at 877.912.3444 or visit us at [www.digi.com/support](http://www.digi.com/support).